

APRENDENDO A CONTAR COM CHICO BENTO


NOME:

DATA: ____ / ____ / 2020

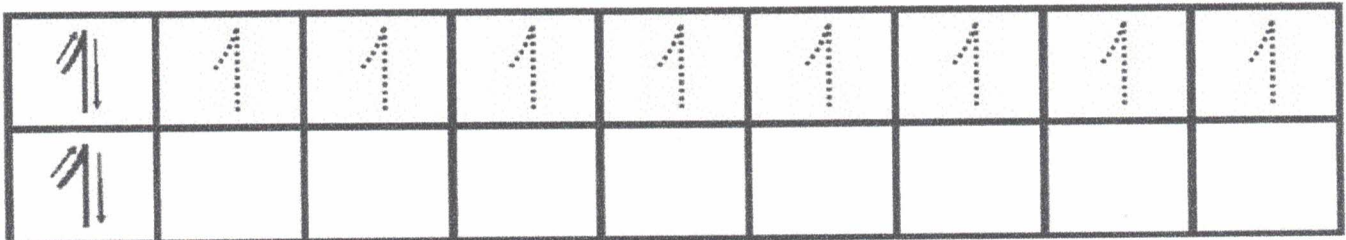


A FAMÍLIA DE CHICO BENTO MORA EM UM SÍTIO.

PINTE OS QUADRINHOS QUE TÊM O NÚMERO 1 ESCRITO CORRETAMENTE:



VAMOS TREINAR!




PINTE 1 CASINHA.




NOME:

DATA: ____ / ____ / 2020

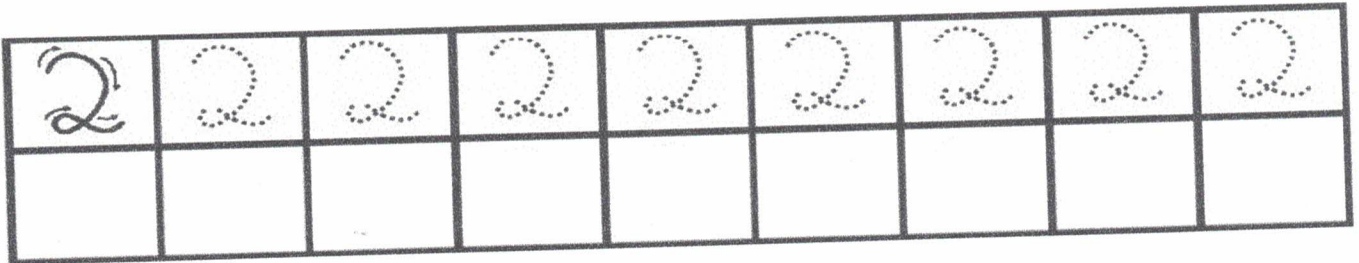


ELES TÊM DOIS TRATORES.

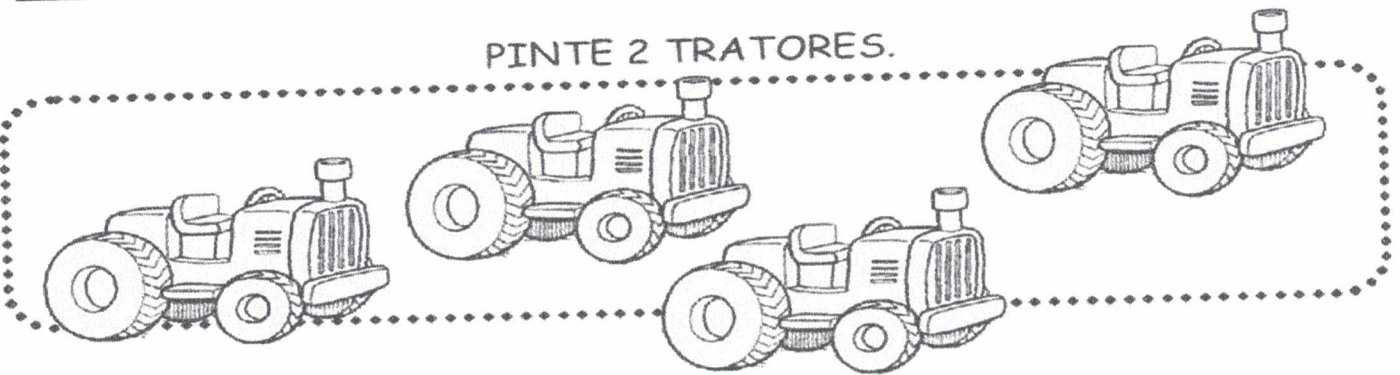
PINTE OS QUADRINHOS QUE TÊM O NÚMERO 2 ESCRITO CORRETAMENTE:



VAMOS TREINAR!




PINTE 2 TRATORES.



NOME:

DATA: ____ / ____ / 2020

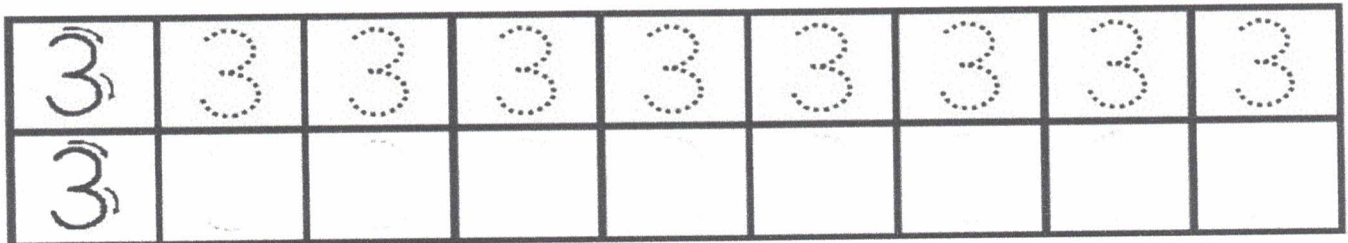


NO SÍTIO DE CHICO TEM TRÊS PORQUINHOS.


PINTE OS QUADRINHOS QUE TÊM O NÚMERO 3 ESCRITO CORRETAMENTE:



VAMOS TREINAR!




PINTE 3 PORQUINHOS.



NOME:

DATA: ____ / ____ / 2020

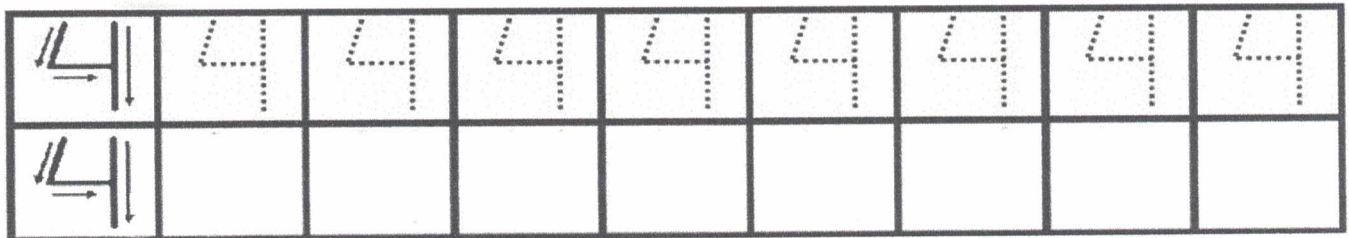


NA LAGOA VIVEM QUATRO PATOS.

PINTE OS QUADRINHOS QUE TÊM O NÚMERO 4 ESCRITO CORRETAMENTE:



VAMOS TREINAR!




PINTE 4 PATINHOS.



NOME:

DATA: ____/____/2020



5

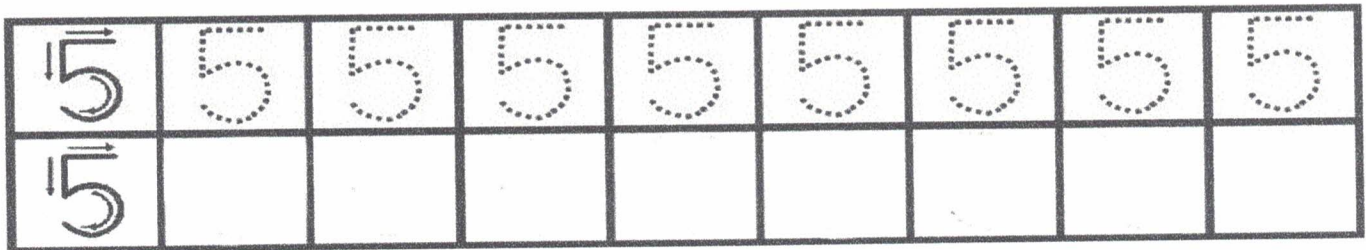


TÊM CINCO GALINHAS QUE PÕEM MUITOS OVOS.

PINTE OS QUADRINHOS QUE TÊM O NÚMERO 5 ESCRITO CORRETAMENTE:



VAMOS TREINAR!



PINTE 5 GALINHAS.




NOME:

DATA: ____ / ____ / 2020

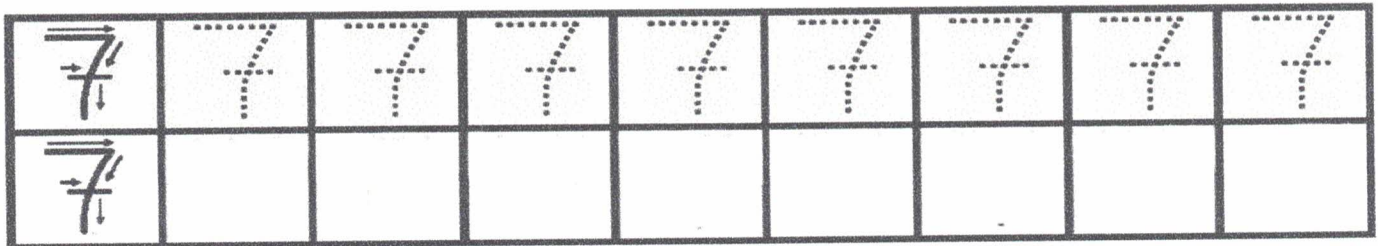


HÁ SETE ÁRVORES NO POMAR.

PINTE OS QUADRINHOS QUE TÊM O NÚMERO 7 ESCRITO CORRETAMENTE:



VAMOS TREINAR!




PINTE 7 ÁRVORES.




NOME:

DATA: ____ / ____ /2020

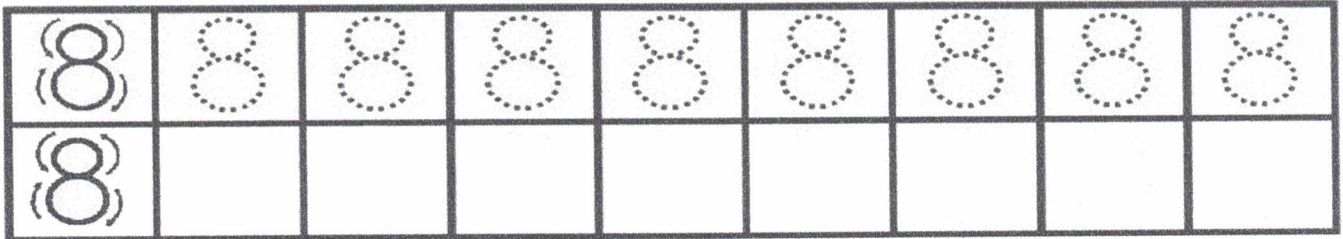


POSSUEM OITO OVELHAS QUE DÃO LÃ.

PINTE OS QUADRINHOS QUE TÊM O NÚMERO 8 ESCRITO CORRETAMENTE:



VAMOS TREINAR!




PINTE 8 OVELHAS.



NOME:

DATA: ____ / ____ / 2020



9

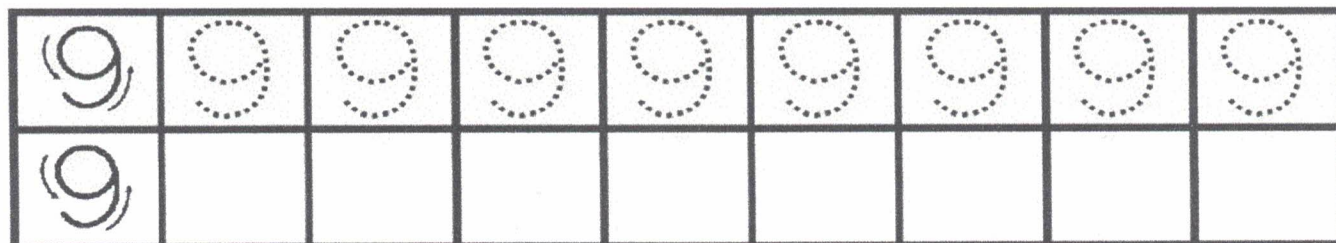


TÊM NOVE PÉS DE MILHO PLANTADOS.

PINTE OS QUADRINHOS QUE TÊM O NÚMERO 9 ESCRITO CORRETAMENTE:



VAMOS TREINAR!




PINTE 9 PÉS DE MILHO.




NOME:

DATA: ____ / ____ / 2020




10

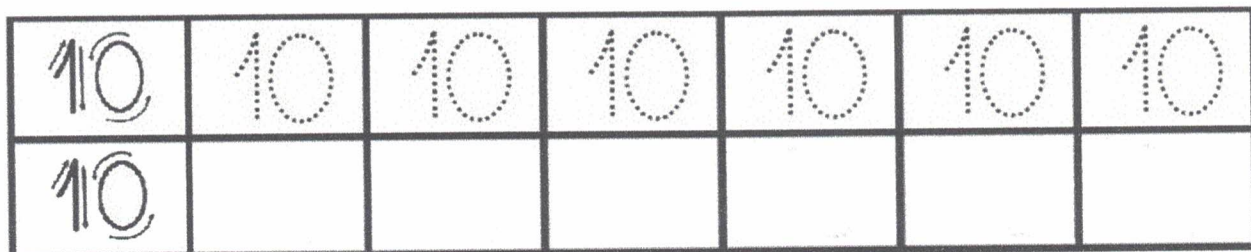


CHICO BENTO CRIA DEZ COELHOS.

PINTE OS QUADRINHOS QUE TÊM O NÚMERO 10 ESCRITO CORRETAMENTE:



VAMOS TREINAR!



PINTE 10 COELHOS.



NOME:

DATA: ____ / ____ /2020

PINTE O NÚMERO E COLE A QUANTIDADE CORRESPONDENTE:

1

2


3

NOME:


DATA: ____ / ____ /2020

PINTE O NÚMERO E COLE A QUANTIDADE CORRESPONDENTE:


4




5



6



NOME:



NOME: _____ / _____ /2020

PINTE O NÚMERO E COLE A QUANTIDADE CORRESPONDENTE:

7

8



9

NOME:


DATA: ____ / ____ /2020

PINTE O NÚMERO E COLE A QUANTIDADE CORRESPONDENTE:

10



NOME:



DATA: ____ / ____ /2020